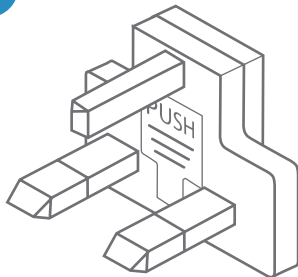


ring
Chime Pro

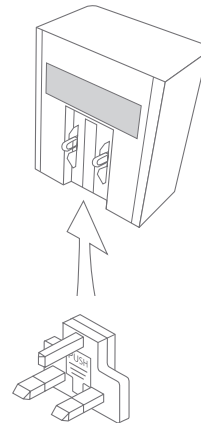




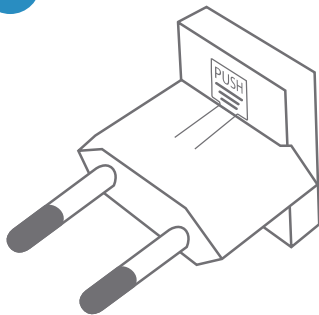
1A



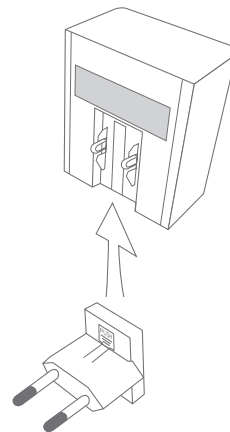
2A



1B

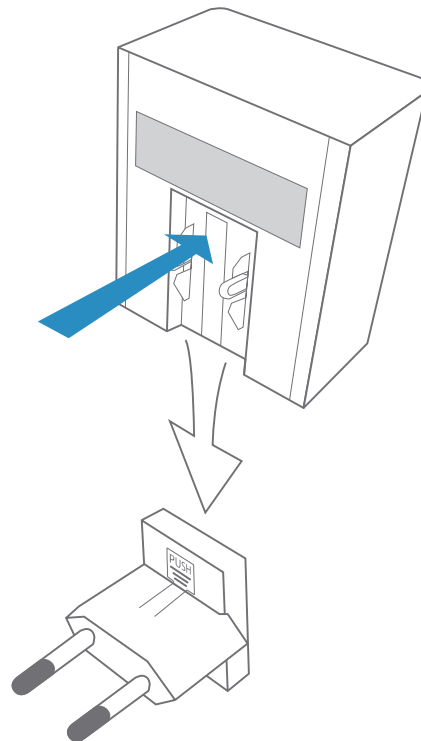
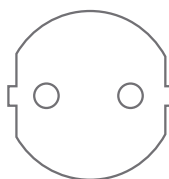
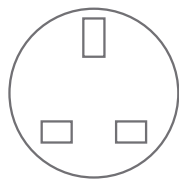
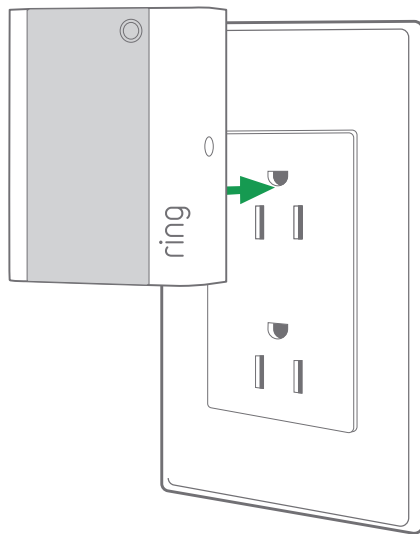


2B





3





Quick Start...



Power your Chime

Plug your Chime into a power socket and then open the Ring app.



Set up your Chime in the app

Select "Set Up Device" in the app, then select Chime.



Digital Download

Get detailed install directions in English at: ring.com/manuals

البداية السريعة...



قم بإيصاله بالكهرباء

صل جرس Chime بالكهرباء ثم افتح تطبيق Ring.



جهاز جرس Chime في التطبيق

اختر "Set Up Device" في التطبيق ثم اختر Chime.



التحميل الرقمي

للارشادات التركيب المفصلة بالعربية عبر: ring.com/manuals



Démarrage rapide...



Démarrage de votre Chime

Branchez votre Chime dans une prise électrique et ouvrez l'application Ring.



Paramétrez votre Chime dans l'appli

Sélectionnez "Paramétrer l'appareil" dans l'appli, puis sélectionnez Chime.



Téléchargement numérique

Obtenez des instructions d'installation détaillées en français à l'adresse: ring.com/manuals



Schnellstart...



Starten Sie Ihr Chime

Stecken Sie Ihr Chime in eine Steckdose und öffnen Sie dann die Ring-App.



Richten Sie Ihre Chime in der App ein

Wählen "Sie die Einrichtung" des Geräts in der App aus, dann wählen Sie die Chime.



Digitaler Download

Erhalten Sie detaillierte Anweisungen zur Installation auf Deutsch unter: ring.com/manuals



Avvio rapido...



Carica il tuo Chime

Collega il tuo Chime ad una presa di corrente prima di aprire l'App Ring.



Configura Chime nell'app

Seleziona "Configura dispositivo" nell'app, quindi scegli Chime.



Download digitale

Puoi consultare le istruzioni di installazione dettagliate in italiano all'indirizzo:

ring.com/manuals



Hurtig start...



Tænd din Chime

Slut din Chime til en stikkontakt og åbn derefter Ring-appen.



Konfigurer Chime i appen

Vælg Set Up Device (Konfigurer enhed) i appen, og vælg så Chime.



Digitalt download

Få en detaljeret installationsvejledning på dansk på: ring.com/manuals



Pika-aloitus...



Kytke Chimesi

Kytke Chimesi virtalähteeseen ja avaa Ring-sovellus.



Määritä Chime -ovikello sovelluksessa

Valitse sovelluksessa Set Up Device (Määritä laite) ja valitse Chime.



Digitaalinen lataus

Lue tarkat asennusohjeet suomeksi osoitteessa: ring.com/manuals



Aan de slag...



Je Chime aansluiten

Stop de stekker van je Chime in het stop-contact en open dan de Ring-app.



Stel uw Chime in via de app

Selecteer Set Up Device (Apparaat configureren) in de app en kies vervolgens 'Chime'.



Digitale download

Bekijk de uitgebreide installatie-instructies in het Nederlands op: ring.com/manuals



Hurtigstart...



Strøm din Chime

Koble Chime til en stikkontakt, og åpne deretter Ring-appen.



Sett opp Chime i appen

Velg Set Up Device (Sett opp enhet) i appen. Deretter velg Chime.



Digital nedlasting

Få detaljerte installasjonsveiledninger på norsk på: ring.com/manuals



Schnabbstart...



Starta din Chime

Anslut din Chime till ett eluttag och öppna sedan Ring-appen.



Installera din Chime via appen

Välj Set Up Device (Installera enhet) i appen, välj sedan Chime.



Digital nedladdning

Få detaljerad installationsinformation på svenska på: ring.com/manuals

 ring.com/help

UAE: 80001 84084

Saudi Arabia: 80081 47867

South Africa: 0800993700

Kuwait: 96522069085

US: 1 800 656 1918

Canada: 1 855 300 7289

Worldwide: +1 310 929 7085

ring

Ring

Singel 542
1017 AZ Amsterdam
The Netherlands

© 2020 Ring LLC.
Ring and all related logos are trademarks of Ring LLC or its affiliates.